


Accessories



FIRE SAFETY



14/03/2022

www.bevent-rasch.com



BEVENT RASCH

AIR SOLUTIONS – FOR A BETTER TOMORROW



Mating flange BRMO



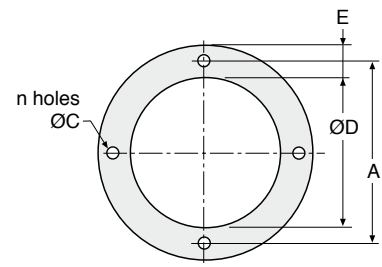
Specification

Example:
Mating flange **BRMO - 250 - 1**

Size
 Diameter ØD, mm _____

Material
 Galvanized sheet steel = 1
 Stainless AISI 316L – EN 1.4404 = 3

Circular flange



ØD	A	E	øC	n
100	140	30	10	4
125	165	30	10	4
160	200	30	10	4
200	240	30	10	8
250	290	30	10	8
315	360	35	10	12
400	445	40	13	12
500	545	40	13	12
630	680	40	13	16
710	760	40	13	16
800	850	40	13	20
900	950	40	13	20
1000	1050	40	13	20

Cast in frame BRIO



Specification

Example:
Cast in frame **BRIO - 250 - 1**

Size
 Diameter ØD, mm _____

Material
 Galvanized sheet steel = 1
 Stainless AISI 316L – EN 1.4404 = 3

Mating flange BRMA



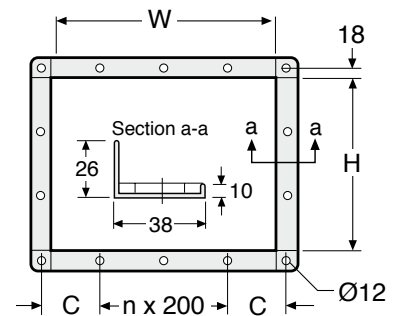
Specification

Example:
Mating flange BRMA - 600 - 400 - 1

Size
 Width x Height (W x H), mm _____

Material
 Galvanized sheet steel = 1
 Stainless AISI 316L – EN 1.4404 = 3

Rectangular flange



W or H	C	n
100		
150		
200	120	
250	145	
300	170	
400	120	1
500	170	1
600	120	2
700	170	2
800	120	3
1000	120	4
1200	120	5
1400	120	6
1600	120	7
1800	120	8
2000	120	9

Cast in frame BRIA



Specification

Example:
Cast in frame **BRIA - 600 - 400 - 1**

Size
 Width x Height (W x H), mm _____

Material
 Galvanized sheet steel = 1
 Stainless AISI 316L – EN 1.4404 = 3



Sleeve coupling BRAS



Standard combinations	
Connec. diam. Ød	Min. damper size
100	200 x 200
125	200 x 200
160	200 x 200
200	200 x 200
250	300 x 300
315	400 x 400
400	400 x 400
500	500 x 500
630	700 x 700
800	800 x 800
1000	1000 x 1000
1250	1300 x 1300

Specification

Example:
Sleeve coupling
BRAS -160 - 200 - 200 - 1 - 1 - 1

Size _____
 Nom. diameter
 100 - 1250 mm

Size _____
 Width x Height mm

Connection Ø

Spiro = 1 |
 Flange = 2 |


Connection

Spigot = 1 |
 Flange = 2 |

Material

Galvanized sheet steel = 1 |
 Stainless AISI 316L – EN 1.4404 = 3 |

Wire Mesh Louvre BRTR



Specification

Ex: **Wire Mesh Louvre**
BRTR - 400-600 - 1 - 1 - 0

Size W x H, mm _____

Connection:

Guide = 1 |
 Flange with holes = 2 |
 Flat, without holes = 3 |

Material:

Galvanized sheet steel = 1 |
 Stainless AISI 316L – EN 1.4404 = 3 |

Surface treatment:

Unfinished = 0 |
 Surface treatment C4 = 1 |