

RIX



Highly flexible and adaptable supply
air device for shopping centres,
industrial spaces and logistics centres

RIX

The RIX supply air device is particularly suited for ventilation and heating of shops, sports facilities and industrial spaces.

The RIX supply air device provides an extremely narrow vertical throw pattern while its flexibility also allows a throw pattern slanted sideways.

RIX is ideal as a supply air device for high and very high rooms.



RIX Supply air device



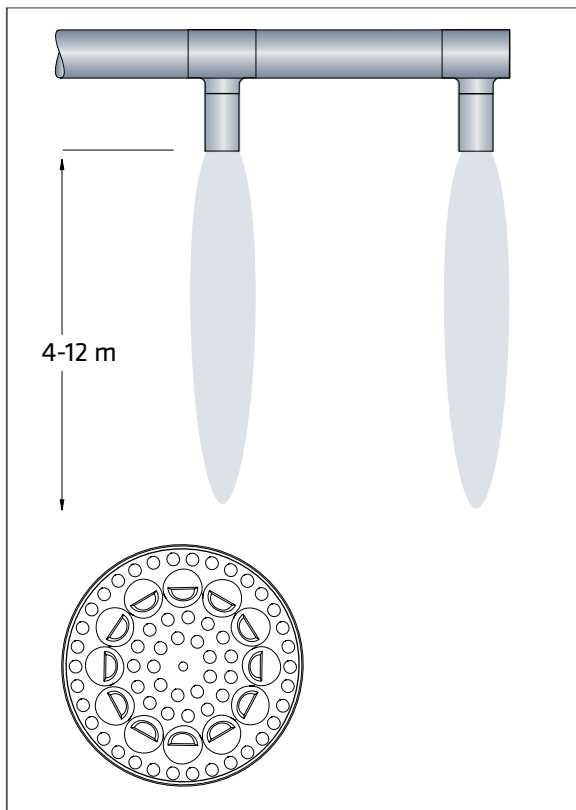
The performance of the highly flexible and adaptable supply air device RIX for high spaces comes from an optimised number of standard and directable nozzles.

The flexible airflow direction options enable either

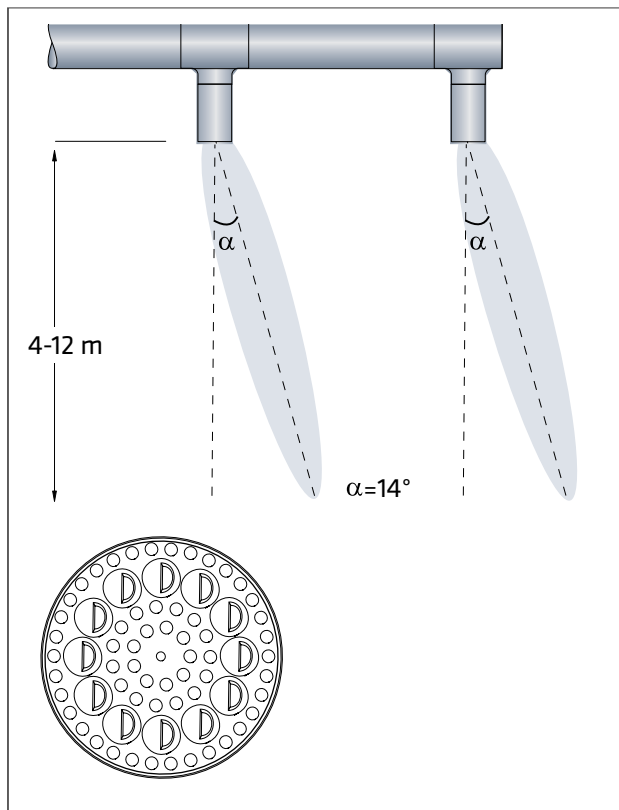
- a vertical, extremely narrow throw pattern, or
- a throw pattern turned slightly sideways

Thanks to its flexibility, **RIX** is a perfect choice for spaces in which the layout changes during their lifecycle. If, for example, a work station, shelf or freezer box is installed underneath the vertical throw pattern, the throw may be easily redirected towards free floor space simply by turning the nozzles.

Vertical throw pattern



Throw pattern turned sideways



Also available with directable horizontal throw pattern, model RIX-H.

Dimensioning

The graphs are not intended for adjustment. Pressure min 60 Pa when supply airflow Δt exceeds 10°C.

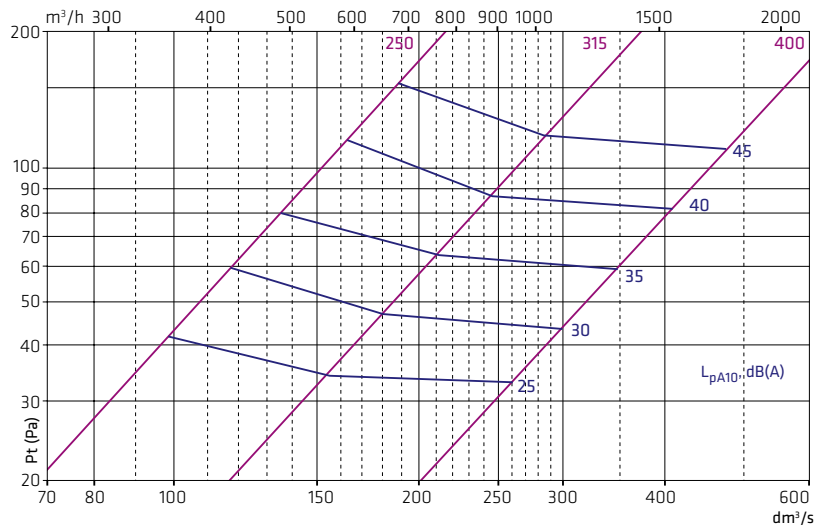
Airflow - pressure loss - sound level

$$L_{w\text{okt}} = L_{pA10} + K$$

	f, Hz	63	125	250	500	1k	2k	4k	8k
RIX-250	K, dB	6	1	5	5	2	-1	-6	-13
RIX-315	K, dB	11	4	6	4	2	-1	-6	-14
RIX-400	K, dB	5	4	6	5	2	-1	-6	-15

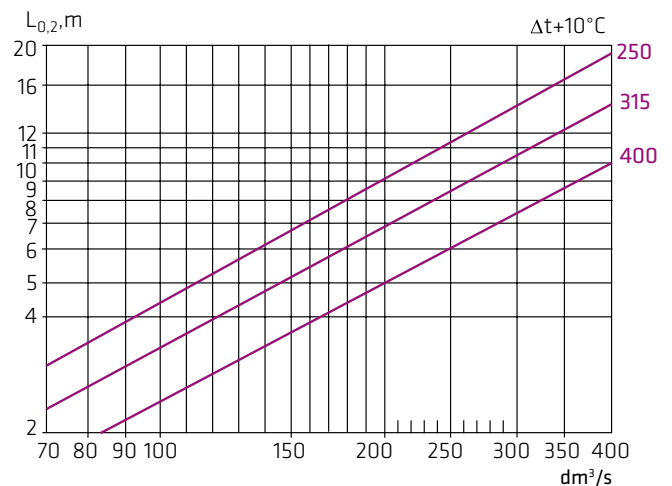
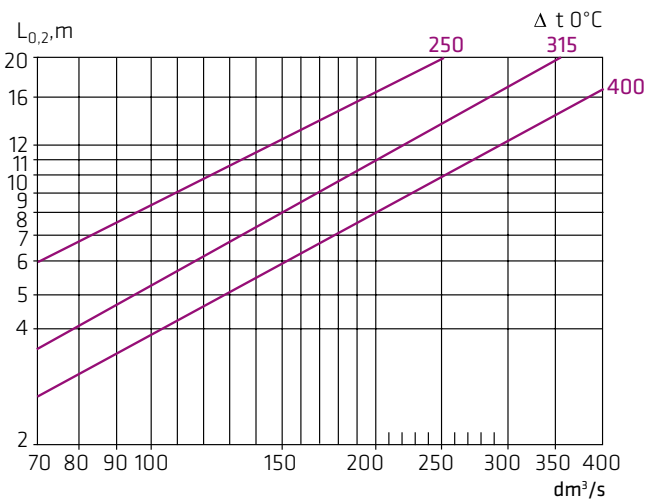
ΔL (dB)

	f, Hz	63	125	250	500	1k	2k	4k	8k
RIX-250	ΔL , dB	12	8	5	1	2	3	2	3
RIX-315	ΔL , dB	9	7	2	1	0	2	2	3
RIX-400	ΔL , dB	8	5	1	2	1	2	2	3



Airflow - throw length

Vertical throw pattern



Supply air temperature affects throw length.

Throw pattern directed sideways shortens the throw length by approx 1 metre.

Material and surface finish

RIX is manufactured from galvanised sheet steel. The standard colour is Traffic White RAL 9016. RIX is also available in grey RAL 9007+9023 and black RAL 9005, these colour options also featuring the directable nozzles in the same colour. Reinforced construction available by special order.

Dimensions RIX

	nom. Ød	H	kg
RIX-250	250	320	2,4
RIX-315	315	390	5,1
RIX-400	400	480	6,6

